

# THE PHARAOH'S TOMB

Bang! You feel the wizz of the bullet fly past your hair. "Faster", you scream at your horse as you gallop along the city's streets. In the distance you see the edge of the city and beyond that, the vast desert – your chance for escape. This old map in your hand better be worth it. After winding your way through the city streets you slowly lose your pursuers and are soon speeding off into the desert. The wind blows in your hair and the sun beats down onto your face as you laugh to yourself - "ha – I got it – the map to the ancient pharaoh's tomb, this is going to make me rich".

Six days later you finally arrive at the Cliffs of Eternity. The map has the tombs entrance marked as being near the bottom of the cliffs. After hours of searching you finally find the entrance hidden behind a small cactus. It's a small hole in which you manage to squeeze through. Eventually the hole gets larger and soon you find yourself falling into a room. Thud! "Ahh", you groan – and then you look up at the sight before you. "Yes!" you shout – you have made it to THE PHARAOH'S TOMB!

All is not as it seems. On the next few pages are a series of questions and puzzles which you will need to solve so you can get out safely with the treasure. Come back here and fill in the blank boxes below when you know the answers



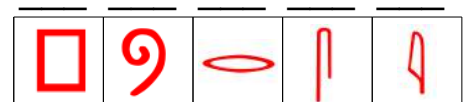
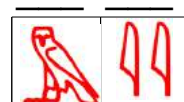
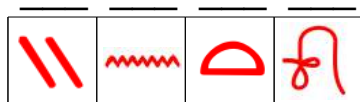

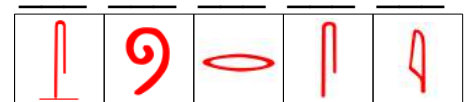
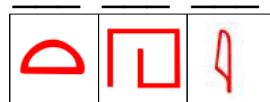
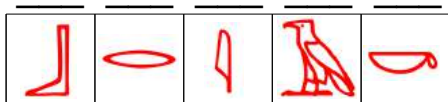
How many marbles do you need to take all the treasure?

# BREAK THE CURSE

You spot the treasure but before you can take it the legend says you must say the spell on the pharaoh's stone to break the curse. You spot an old stone in the corner with writing on it -that must be the stone! Underneath is a message but it is written in ancient Egyptian. The stone has both English and ancient Egyptian letters on it. Use the stone to read the message

A		H		O		V	
B		I		P		W	
C		J		Q		Y	
D		K		R		Z	
E		L		S			
F		M					
G		N					

Decode the message to find the words to say to break the curse.



**PREVIEW  
THANKS FOR  
LOOKING!**

# THE MUMMY STIRS

You hear a grumble coming from the coffin – The mummy is waking. On the ground beside the mummy is a tablet, you brush off the sand and use the pharaohs stone to translate the message – it reads – to stop the mummy you must do this on his coffin...but all it has next is a mix of numbers and multiplication questions! Use the answers to the questions to find the message.

34	34	1	33	33	13	13	17	17	17	75	75	75	75	92	92	7	7	7	62	62	62	62
34	34	1	1	43	13	13	5	17	17	21	21	21	83	92	92	43	7	7	7	62	51	54
22	54	1	1	43	43	5	5	5	17	33	33	56	83	83	43	43	1	61	61	61	51	54
22	54	54	54	43	61	61	5	33	33	33	56	56	83	43	43	1	1	1	19	19	51	54
22	29	61	61	7	61	61	47	47	51	33	33	56	7	7	75	1	1	19	19	19	61	61
29	29	5	61	7	62	62	54	47	51	16	16	16	7	7	7	75	75	22	13	17	17	61
47	47	5	61	7	62	62	54	54	51	62	62	2	2	2	2	2	22	22	13	13	13	54
92	72	72	72	83	6	6	6	75	36	62	5	55	81	22	2	32	32	22	11	11	11	54
92	92	28	83	83	62	70	75	75	36	4	29	5	81	22	48	13	13	13	49	51	51	51
61	61	28	17	83	62	70	55	55	36	9	4	47	4	22	48	48	48	13	49	49	49	7
75	61	28	17	34	62	70	2	72	2	29	40	75	81	22	48	13	13	7	7	7	49	2
75	75	28	17	34	15	15	15	72	36	29	40	75	81	22	12	12	12	19	14	14	14	2
7	7	92	92	34	34	5	5	51	51	51	75	75	5	29	29	29	19	19	34	19	19	19
7	20	92	2	19	9	8	8	80	19	30	4	4	5	25	25	25	19	42	34	34	63	75
55	20	27	13	13	9	18	43	80	19	30	92	4	55	64	17	17	17	42	34	63	7	75
55	20	27	13	13	43	18	80	19	30	92	4	55	64	33	33	17	42	63	7	7	62	
2	20	75	27	62	9	22	18	80	19	30	92	4	61	64	33	33	17	42	22	8	62	62
2	20	75	27	62	9	22	18	80	34	30	30	4	61	10	10	10	7	42	22	43	8	62
2	33	33	33	62	62	22	34	34	34	54	54	54	61	61	7	7	7	22	22	43	43	43

PREVIEW  
THANKS FOR  
LOOKING

To reveal the message work out the answers to the questions below and then find the same numbers in the number mix above – shade in the squares with these numbers.

4x5 \_\_\_\_\_  
2x3 \_\_\_\_\_  
4x4 \_\_\_\_\_  
8x6 \_\_\_\_\_  
6x7 \_\_\_\_\_  
3x7 \_\_\_\_\_

5x5 \_\_\_\_\_  
4x7 \_\_\_\_\_  
8x5 \_\_\_\_\_  
6x3 \_\_\_\_\_  
2x5 \_\_\_\_\_  
7x7 \_\_\_\_\_

9x4 \_\_\_\_\_  
5x3 \_\_\_\_\_  
2x2 \_\_\_\_\_  
7x9 \_\_\_\_\_  
3x3 \_\_\_\_\_  
11x1 \_\_\_\_\_

6x5 \_\_\_\_\_  
8x7 \_\_\_\_\_  
8x4 \_\_\_\_\_  
2x7 \_\_\_\_\_  
9x9 \_\_\_\_\_  
2x4 \_\_\_\_\_

10x8 \_\_\_\_\_  
3x4 \_\_\_\_\_  
8x9 \_\_\_\_\_  
3x9 \_\_\_\_\_  
7x10 \_\_\_\_\_  
8x8 \_\_\_\_\_

# TAKE THE TREASURE - IF YOU DARE

The curse is broken – the mummy is asleep – time to raid the treasure. As you step into the treasure room you gasp at vast wealth before you. You are about to raid the treasure but then see a warning on the wall – if you take the treasure you will be trapped forever.

The treasure is connected to a weighing system. If you take the treasure you will need to replace it with something that weighs the same or else the tomb will collapse and you will be trapped. You find some marbles in your bag – they will be perfect to replace the jewels with.

1 emerald is the same weight as 1 marble

*Emerald*  =  1 marble

1 ruby is the same weight as 2 marbles

*Ruby*  =   2 marbles

1 diamond is the same weight as 3 marbles

*Diamond*  =    3 marbles

The treasure is on plates.

How many marbles do you need to put onto each plate so you can take the treasure?

## EXAMPLE

### Example Treasure Plate:

Has 3 emeralds and 2 rubies



Number of Emeralds: 3	Marbles needed: $3 \times 1 = 3$
Number of Rubies: 2	Marbles needed: $2 \times 2 = 4$
Total number of marbles needed: $3 + 4 = 7$	

### Treasure Plate 1

Has 2 emeralds and 3 rubies

Marbles for emeralds: \_\_\_\_\_

Total marbles \_\_\_\_\_

Marbles for rubies: \_\_\_\_\_

### Treasure Plate 2

Has 2 emeralds and 1 diamond

Total marbles \_\_\_\_\_

### Treasure Plate 3

Has 4 emeralds, 2 rubies and 2 diamonds

Total marbles \_\_\_\_\_

### Treasure Plate 4

Has 6 rubies, and 3 diamonds

Total marbles \_\_\_\_\_

### Treasure Plate 5

Has 10 emeralds, 5 rubies, and 7 diamonds.

Total marbles \_\_\_\_\_

You then see some gold and silver on plates at the back of the room. The silver pieces weigh the same as 4 marbles and the gold weighs the same as 6 marbles. How many marbles do you need for the following plates?

### Treasure Plate 6

Has 2 gold pieces and 3 silver

Total marbles \_\_\_\_\_

### Treasure Plate 7

Has 4 gold pieces and 7 silver

Total marbles \_\_\_\_\_

# ESCAPE THROUGH THE LABYRINTH

*Nice work – your bag is now stuffed full with treasure. A rumble comes from behind you and a huge rock blocks off the entrance to come in. Hmm, how do I escape now you think to yourself.*

On the wall of the tomb room beside a small door is a map of what looks to be a giant maze. A message is underneath the map which reads:

To escape the tomb you must find a pass through this labyrinth. But beware the labyrinth is boobytrapped and you may only go through numbers which are even. If you go through an odd number you will set off the boobytrap and be trapped forever!

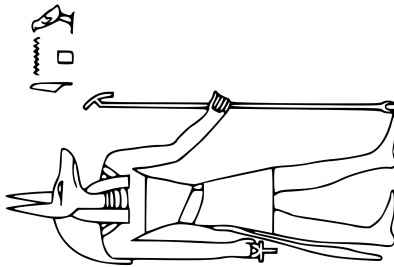


Find your way through the maze and only go through even numbers

**Hint:** Even numbers can be halved (2,4,6...), Odd numbers can't be halved (3,5,7...)

# EARLY FINISHER ACTIVITY

WRITE YOUR NAME IN EGYPTIAN HIEROGLYPHICS  
USE THE PHARAOH'S STONE FROM THE FIRST PAGE TO HELP YOU WRITE YOUR NAME



**PREVIEW**  
**THANKS FOR**  
**LOOKING!**

